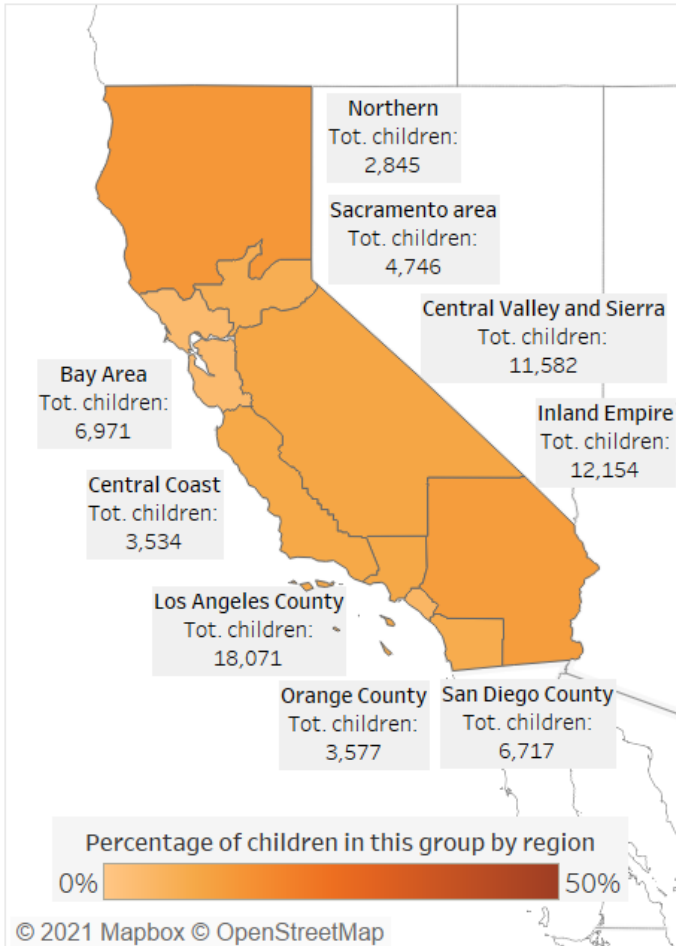


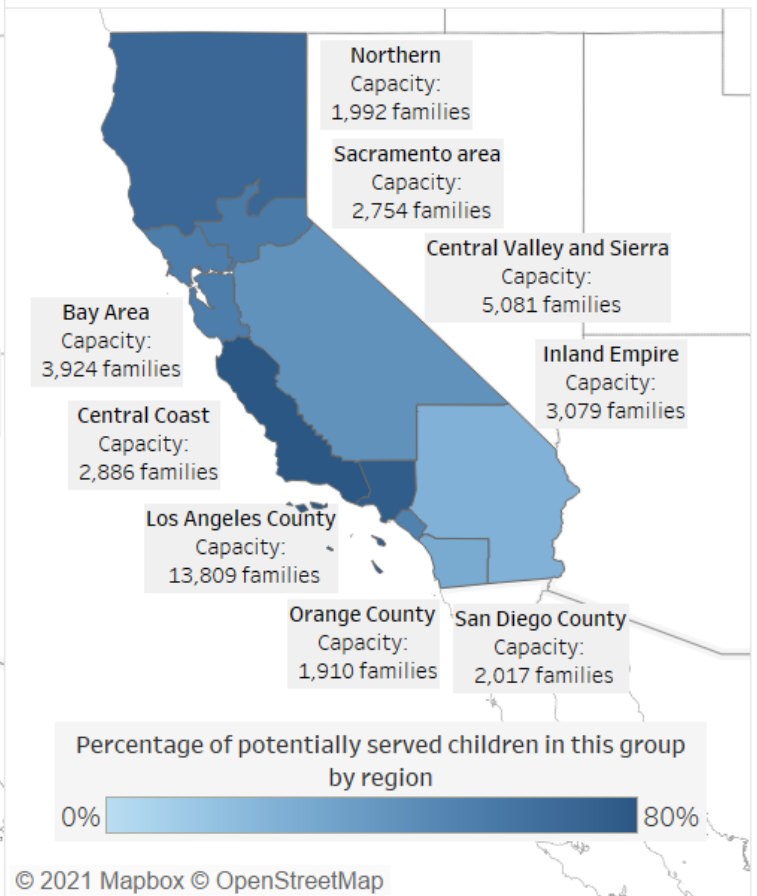
# Home Visiting Supply and Demand Regional Snapshots

## Families with Children Under 3 years old Involved with the Child Welfare System

**Current demographics:** Total children in this group by region



**Current capacity:** Programs with ability to serve at least some children in this group by region



Note: This may be an overrepresentation of demand since multiple children with investigated referrals can be within one family.

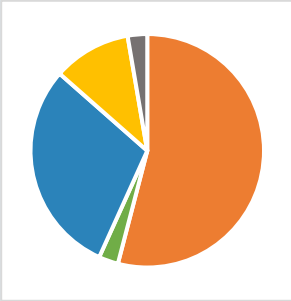
### Key Takeaways

- ★ **The supply** of home visiting programs has the capacity to serve more than half of the children involved with the child welfare system in all regions except Central Valley and Sierra, Inland Empire, and San Diego County.
- ★ **Three regions**, Central Coast, Los Angeles County, and Northern, have the capacity to serve around three quarters of children involved with the child welfare system.
- ★ **The capacity** of home visiting programs across the state that serve children in this group could meet about half of the demand (53%). Communities can use this snapshot to examine gaps in resources for families and develop corresponding action plans.



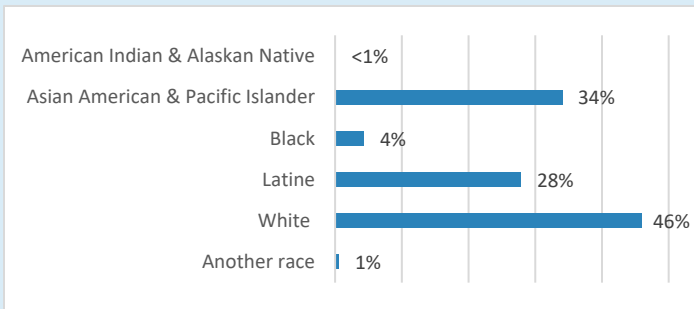
## Bay Area

### Programs serving this group by home visiting model type:



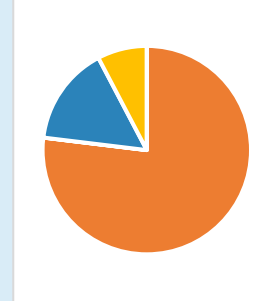
- 20** Evidence-based per HHS guidelines
- 1** HV-compatible
- 11** HV-compatible with health focus
- 4** Models implemented in multiple communities
- 1** Model implemented in a single community

### Demographics of this group\*:



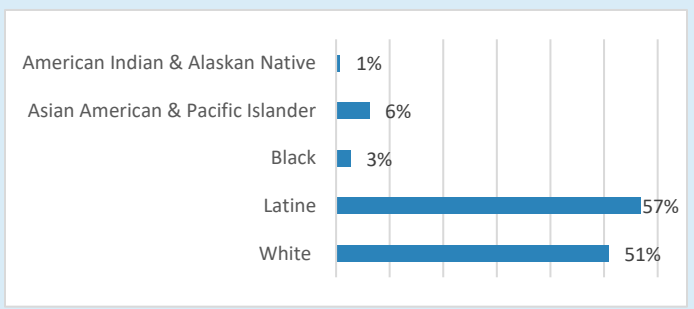
## Central Coast

### Programs serving this group by home visiting model type:



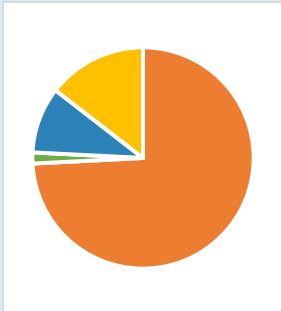
- 10** Evidence-based per HHS guidelines
- 0** HV-compatible
- 2** HV-compatible with health focus
- 1** Model implemented in multiple communities
- 0** Models implemented in a single community

### Demographics of this group\*:



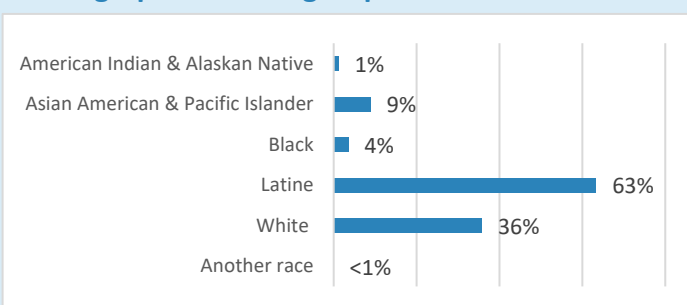
## Central Valley and Sierra

### Programs serving this group by home visiting model type:



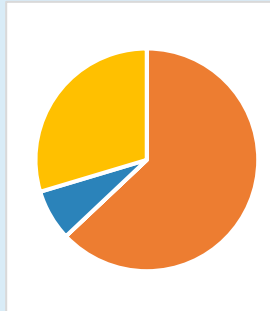
- 46** Evidence-based per HHS guidelines
- 1** HV-compatible
- 6** HV-compatible with health focus
- 9** Models implemented in multiple communities
- 0** Model implemented in a single community

### Demographics of this group\*:



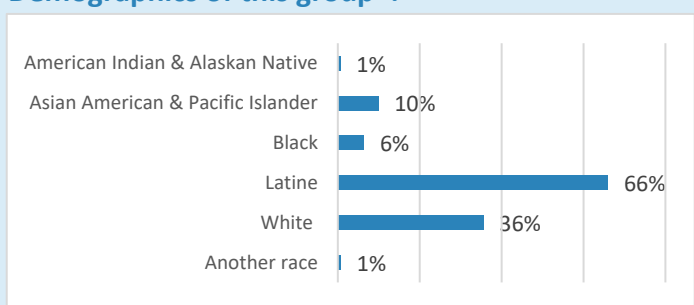
## Inland Empire

### Programs serving this group by home visiting model type:



- 17** Evidence-based per HHS guidelines
- 0** HV-compatible
- 2** HV-compatible with health focus
- 8** Models implemented in multiple communities
- 0** Models implemented in a single community

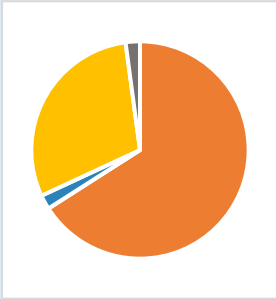
### Demographics of this group\*:





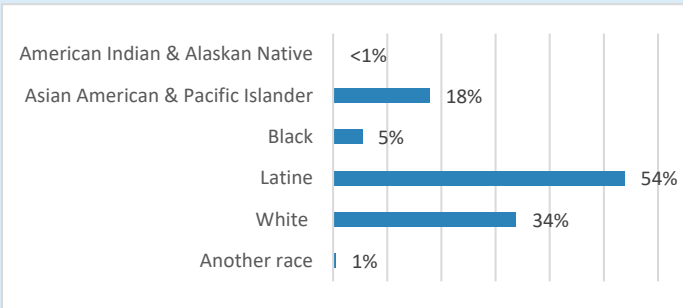
# Los Angeles

## Programs serving this group by home visiting model type:



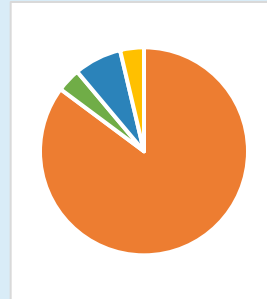
- 31** Evidence-based per HHS guidelines
- 0** HV-compatible
- 1** HV-compatible with health focus
- 14** Models implemented in multiple communities
- 1** Model implemented in a single community

## Demographics of this group\*:



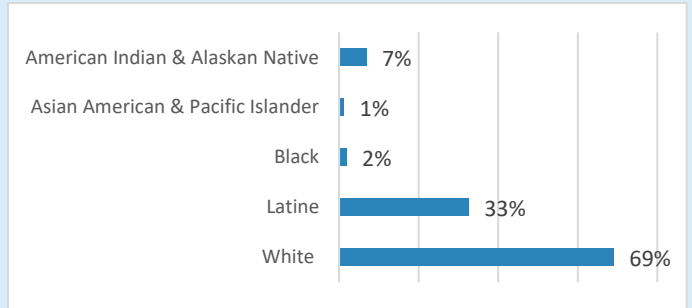
# Northern

## Programs serving this group by home visiting model type:



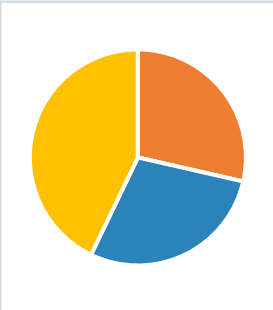
- 23** Evidence-based per HHS guidelines
- 1** HV-compatible
- 2** HV-compatible with health focus
- 1** Model implemented in multiple communities
- 0** Models implemented in a single community

## Demographics of this group\*:



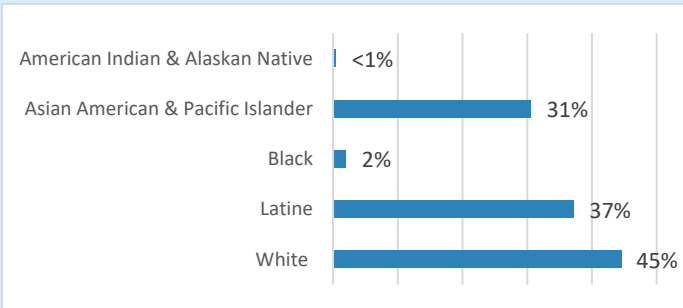
# Orange County

## Programs serving this group by home visiting model type:



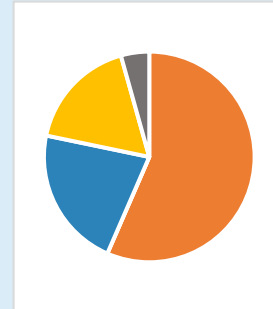
- 2** Evidence-based per HHS guidelines
- 0** HV-compatible
- 2** HV-compatible with health focus
- 3** Models implemented in multiple communities
- 0** Models implemented in a single community

## Demographics of this group\*:



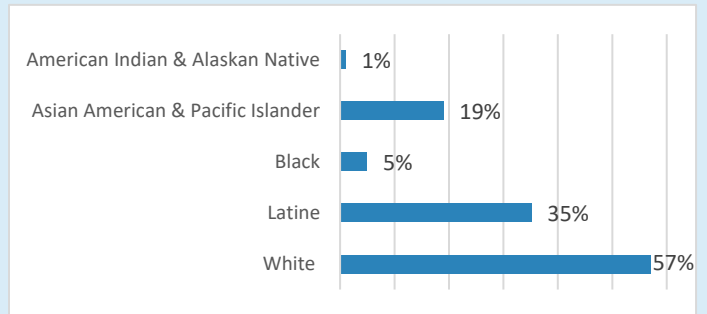
# Sacramento Area

## Programs serving this group by home visiting model type:



- 13** Evidence-based per HHS guidelines
- 0** HV-compatible
- 5** HV-compatible with health focus
- 4** Models implemented in multiple communities
- 1** Model implemented in a single community

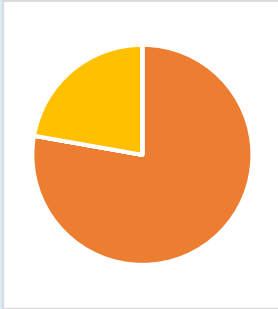
## Demographics of this group\*:





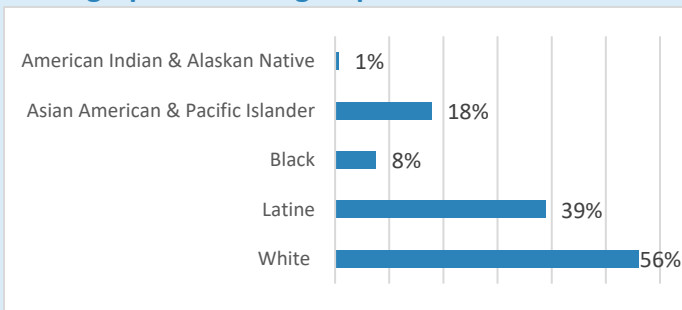
# San Diego County

## Programs serving this group by home visiting model type:



- 7** Evidence-based per HHS guidelines
- 0** HV-compatible
- 0** HV-compatible with health focus
- 2** Models implemented in multiple communities
- 0** Models implemented in a single community

## Demographics of this group\*:



Please find additional, county-level data by using the CA Home Visiting Mapping Tool:

<https://www.childtrends.org/publications/mapping-californias-home-visiting-landscape>.

\*Families with a certain race/ethnicity status include those with at least one parent with this race/ethnicity identity, thus families may be double counted. Race/ethnicity is suppressed when cell size is less than 11.

Data regarding home visiting programs were based on voluntary survey responses from programs; therefore, they may not include all home visiting programs in California. Families involved with the child welfare system were indicated by the number of investigated referrals. Data were provided by California Department of Social Services, Research and Data Insights Branch.

The number of families with children under age 3 accounts for child(ren) and their residential parent(s). Each household may include multiple families; in this case, those families are counted as separate families. Same-sex parents are also counted. If there is no parent in a family, the head of the household and their spouse (e.g., grandparents) were counted as the parents.

Source: Data were from 1-year microdata (2019) from the Census Bureau.

Definitions for the five home visiting model type categories:

1. Evidence-based per HHS guidelines (e.g., Healthy Families America, Nurse-Family Partnership, Parents as Teachers)
2. Home visiting-compatible (i.e., coordinated care initiatives and interventions used alongside models)
3. Home visiting-compatible with health focus (i.e., coordinated care initiatives and interventions with a health focus used alongside models)
4. Model implemented in multiple communities (e.g., Nurturing Parenting Programs, Triple P-Home Visiting, Welcome Baby)
5. Model implemented in single community (e.g., Black Mothers United Pregnancy Mentoring Home Visiting Program, Welcome Home Baby)

Source: F5CA Home Visiting Workforce Landscape Survey, 2020.