

Characteristics of rural & urban child care center grant applicants

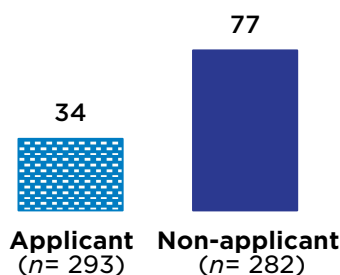
Results from a 2020 study of the Peacetime Emergency Child Care Grant Program

The COVID-19 pandemic has dramatically changed child care services in Minnesota and across the nation. To help providers withstand the financial burden caused by the pandemic, Minnesota created the Peacetime Emergency Child Care Grant program (PECC) and distributed the first round of funds in April through June 2020. More information about eligibility requirements and a summary of the applicants and awards by round can be found at <https://www.childcareawaremn.org/providers/emergency-child-care-grants/>. This fact sheet presents initial findings on characteristics of rural and urban¹ center-based applicants to the Peacetime Emergency Child Care Grant.

Note: The providers invited to participate were applicants to the Peacetime Emergency Child Care Grant Program, and thus were a subsample of licensed and certified center-based programs and family child care providers throughout Minnesota. These findings are from all providers that applied and responded to the survey, regardless of whether or not they received the grant.

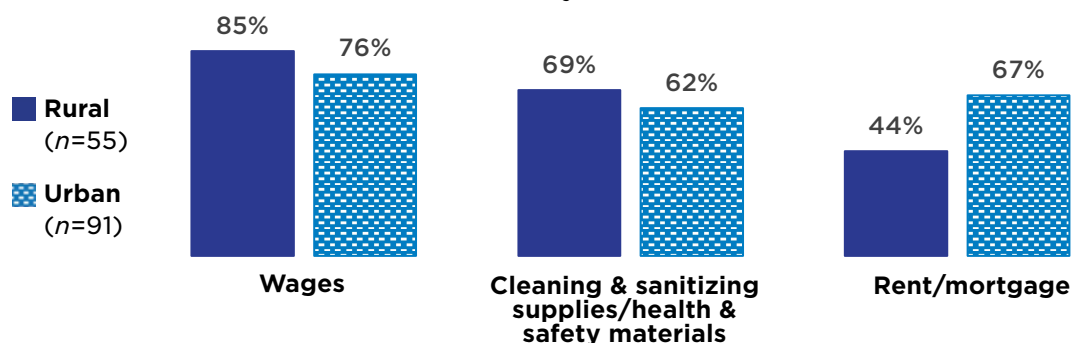
Rural center applicants' **average licensed capacity was significantly higher** compared to non-applicant rural centers.* →

Rural Centers' Average Capacity



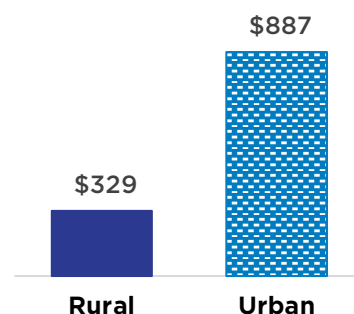
The top three categories for use of funds were similar for both urban and rural center respondents. **Urban centers were significantly more likely to indicate using funds for rent/mortgage** compared to rural centers.

Use of Funds by Rural and Urban Centers



Rural centers, on average, **experienced less financial loss** per licensed seat compared to urban centers.*

Avg. Financial Loss per Slotted Licensed Seat



However, there was **no significant difference in financial loss between rural and urban centers indicating that the grant may have helped them stay open**. More than three quarters of both rural and urban providers reported that the grant helped them stay open.

More than 6% of centers closed in 2020, a higher exit rate than in earlier years. Rural and urban centers closed at about the same rate during the pandemic.

¹ This fact sheet defines rural and urban based on Census definitions: "urban" includes providers located in Urbanized Areas (population of 50,000 or more) and "rural" includes those located in Urban Clusters (population 2,500 to 50,000 outside of Urbanized areas) and those in rural areas.

Note: * indicates a statistically significant difference ($p < .05$).

This is one in a series of fact sheets from a study of Minnesota's Peacetime Emergency Child Care Grant program. For more information, visit: <https://www.childtrends.org/project/minnesota-child-care-policy-research-partnership>.