

Child Care Stabilization Snapshot for OKLAHOMA

The COVID-19 pandemic created significant hardships for working families and for child care providers caring for young children. In response, historic federal investments were made to help prevent an already fragile early care and education (ECE) system from collapsing. Since March 2020, Congress has allocated over \$52 billion to states to help stabilize child care and support families with young children. Specific funding mechanisms have included:

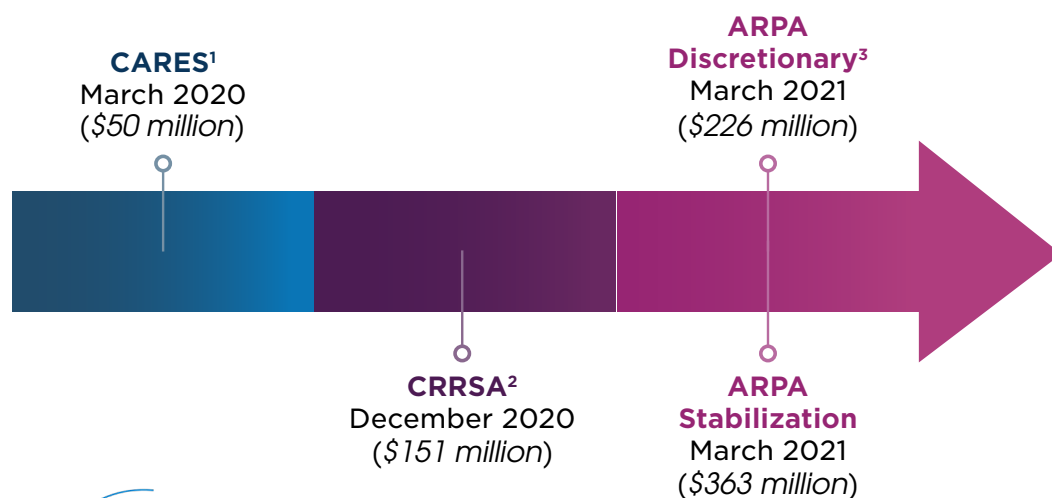
- The Coronavirus Aid, Relief, and Economic Security (CARES) Act
- The Coronavirus Response and Relief Supplemental Appropriations (CRRSA) Act
- The American Rescue Plan Act (ARPA)

Funding was intended to support a range of activities—including expanded access to child care assistance for working families and support for child care providers to avoid closure—to prevent the loss of essential child care infrastructure needed to support families returning to work and children’s learning. As states and territories approach the end of these funds, it is important to track whether families and child care systems are returning to pre-pandemic levels of child care access and supply and what additional investments state leaders may need to avoid future collapse.

This data profile for Oklahoma provides a snapshot of the amount of COVID-19 funding received, how it was used, and trends in parental workforce participation, income levels, work disruptions due to child care needs, child care subsidy receipt, child care supply, and wages for child care workers.

Total federal funding for Oklahoma: **\$791 million**

Timeline



Child Trends conducted a national scan of how states used COVID-19 relief funds to support families and child care programs during the pandemic. The scan included policy changes to expand financial support to child care programs, serve more families, provide mental health supports, and improve the referral systems needed to connect families with services. This section highlights these uses, the number of direct grants to child care programs, and the allocation of state funding to supplement federal funding or continue child care stabilization policies.

How Oklahoma uses COVID Funds⁴

- Reduce/Waive family co-payments/fees
- Increase reimbursement rates
- Expand eligibility criteria
- Payment based on enrollment not attendance
- Improve information systems and/or enhanced referrals to help families identify care
- Payments continued during closures
- Provide mental health consultation services
- Financial support to workforce members

Stabilization Grants Received by Child Care Providers by Type of Care⁵

Number of providers that received a grant	
Total programs	2,865
Center-based programs	1,325
Home-based programs	1,540
Other	0
Average grant amount received	
Center-based programs	\$166,700
Home-based programs	\$49,700

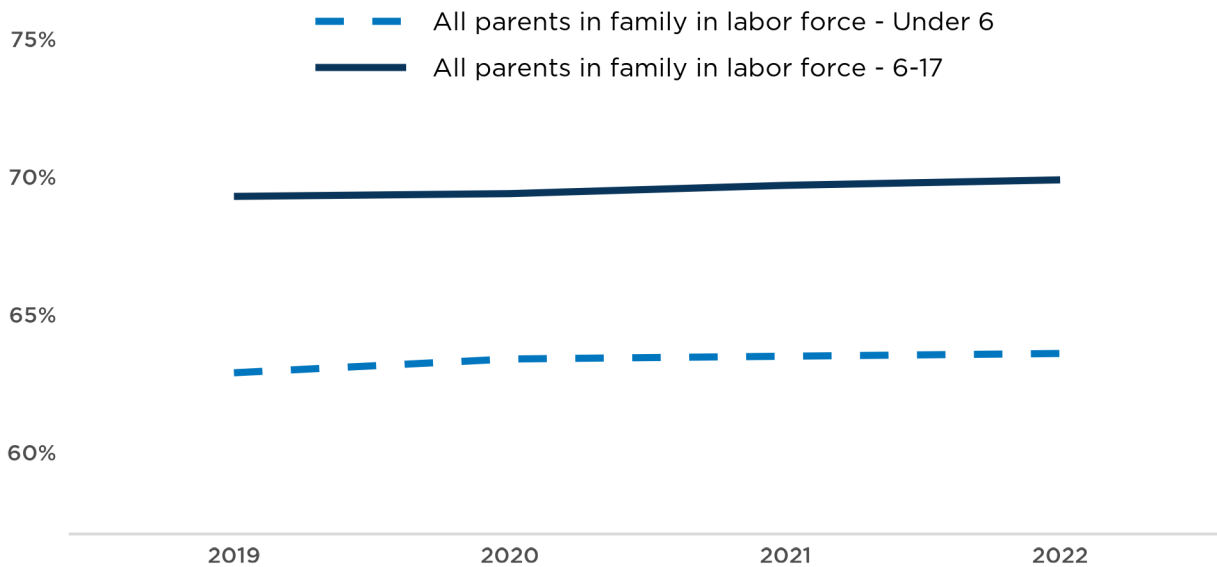
Increase Funding to Supplement or Continue Child Care Stabilization Policies⁶

- Yes No

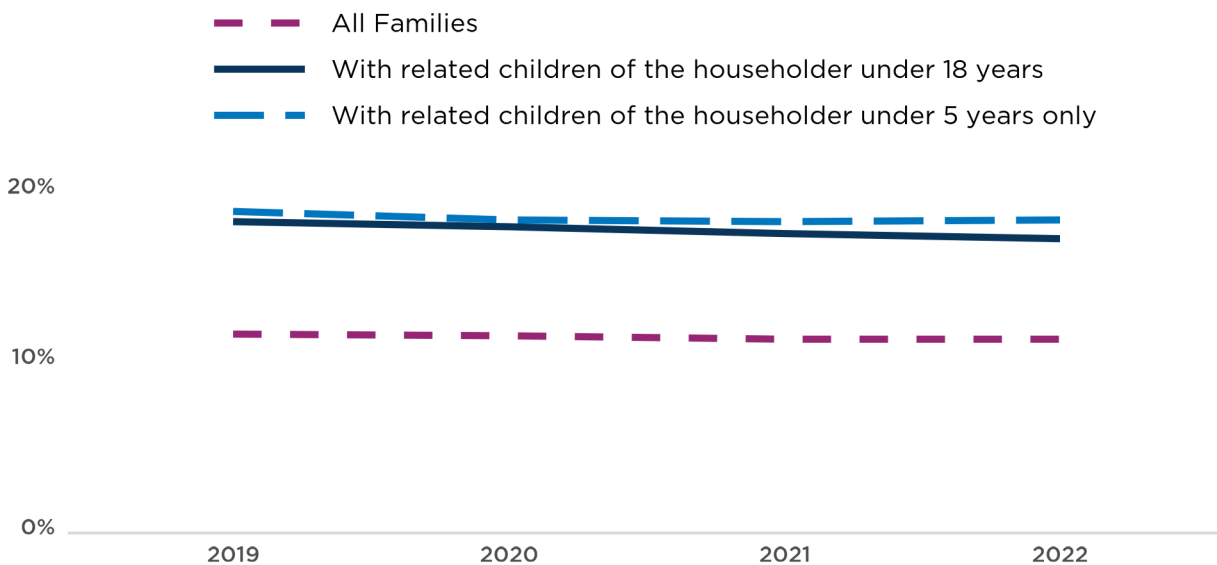
Children and Families⁷

A key goal of pandemic-era COVID-19 funds was to stabilize the child care industry. Stabilization is defined as the process of reaching a level of child care access and supply that does not fall below pre-pandemic levels. The following charts and tables show changes in families' workforce participation, income levels, work disruptions due to child care, receipt of child care subsidies, child care supply, and workforce wages from 2019 to 2022.

Percentage of children with working parents



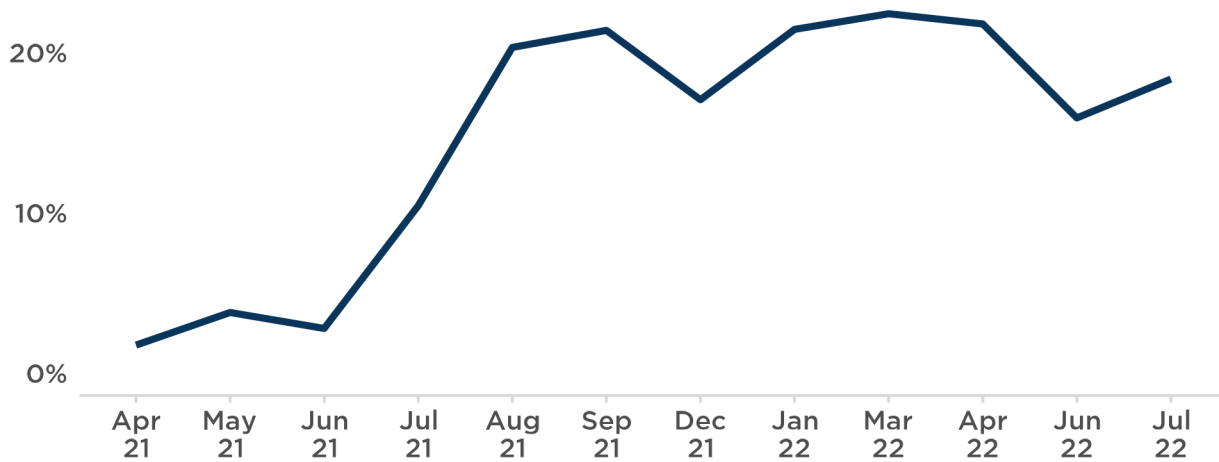
Percentage of families living in poverty



Percentage of Parents Experiencing Child Care Disruptions During COVID-19⁸

Not all months and years had data available. Only changes between available dates are shown.

Percentage of parents that experienced child care disruptions

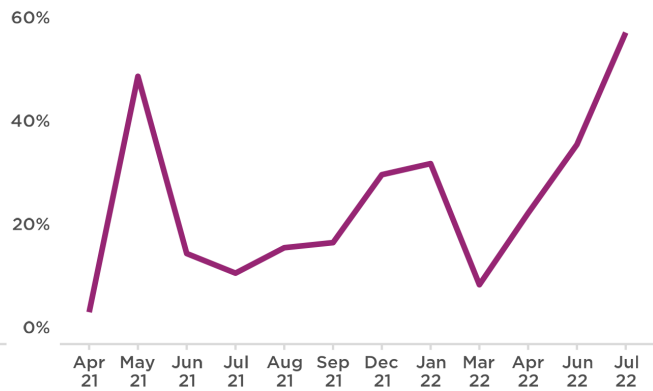


How parents responded to child care disruptions

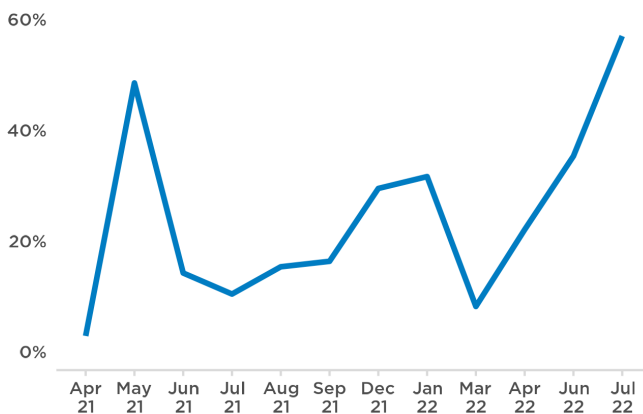
Took unpaid leave



Cut works hours

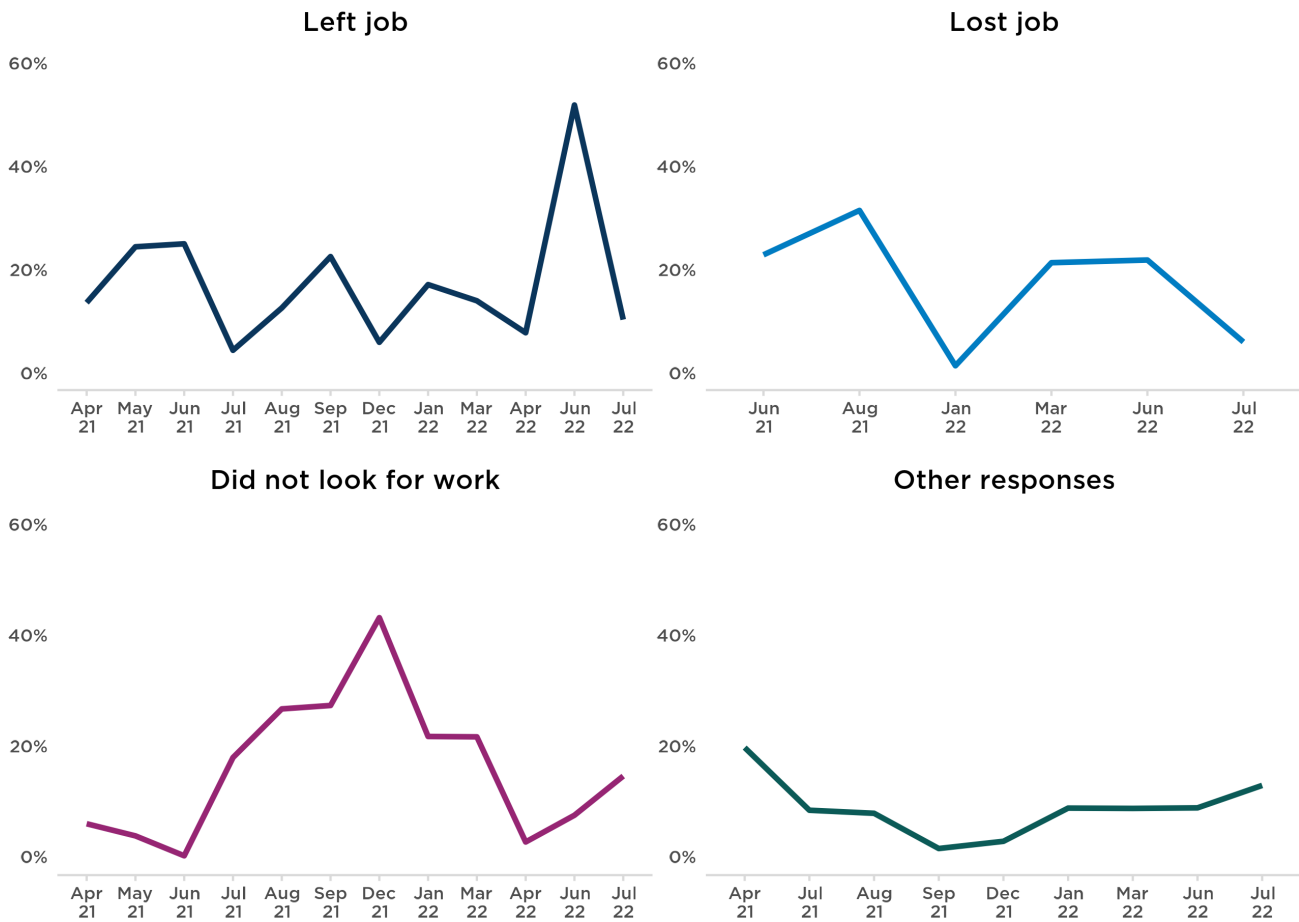


Took paid leave



Supervised child(ren) while working





Children and Families Served Through CCDBG Child Care Subsidies in Oklahoma⁹

	FY2019 (final)	FY2020 (prelim)	FY2021 (prelim)	Difference
Estimated Families	17,200	14,900	17,700	▲ 500
Estimated Children	28,400	24,900	29,600	▲ 1200
Race/Ethnicity				
Latino	14%	14%	13%	▼ -1%
Non-Latino	86%	86%	87%	▲ 1%
Native American/ Alaska Native	5%	5%	5%	0%
Asian	0%	0%	0%	0%
Black/African American	28%	28%	26%	▼ -2%
Native Hawaiian/ Pacific Islander	0%	0%	0%	0%
White	56%	56%	58%	▲ 2%
Multi-Racial	10%	11%	11%	▲ 1%

	FY2019 (final)	FY2020 (prelim)	FY2021 (prelim)	Difference
Age of Child				
0 to < 1 yr	7%	6%	6%	▼ -1%
1 yr to < 2 yrs	12%	12%	11%	▼ -1%
2 yrs to < 3 yrs	14%	14%	14%	0%
3 yrs to < 4 yrs	15%	15%	15%	0%
4 yrs to < 5 yrs	13%	13%	13%	0%
5 yrs to < 6 yrs	10%	10%	10%	0%
6 yrs+	29%	30%	31%	▲ 2%
Copayments				
Families with a Copay	33%	27%	33%	0%
Mean Copay as Percentage of Income	7%	7%	7%	0%

Child Care Supply & Workforce Wage Changes¹⁰

	2019	2020	2021	2022	Difference
Supply					
Center Based - Licensed	1,431	1,431	1,395	1,439	▲ 8
Center Based - License Exempt	12	12	13	13	▲ 1
Family Child Care - Licensed	1,585	1,484	1,434	1,500	▼ -85
Family Child Care - License Exempt	N/A	N/A	0	10	N/A
In-Home Care	9	7	1,181	1,030	▲ 1021
Total Programs	3,037	2,934	4,023	3,992	▲ 955
Wages^{11,12,13,14}					
Annual Mean Wage	\$20,430	\$21,480	\$22,790	\$24,280	▲ \$3850

References

1. United States Department of Health and Human Services. (April 15, 2020). *2020 CARES Act CCDBG Supplemental Funding Allocations For States and Territories*. <https://www.acf.hhs.gov/occ/data/2020-cares-act-ccdbg-supplemental-funding-allocations-states-and-territories>
2. United States Department of Health and Human Services. (May 22, 2024). *GY 2021 CCDF Allocations (Based on Appropriations)*. <https://www.acf.hhs.gov/occ/data/gy-2021-ccdf-allocations-based-appropriations>
3. United States Department of Health and Human Services. (March 3, 2023). *ARPA Supplemental Stabilization and CCDF Discretionary Funding Allocation Tables - States and Territories*. <https://www.acf.hhs.gov/occ/data/arpa-supplemental-stabilization-and-ccdf-discretionary-funding-allocation-tables-states>
4. Child Trends literature scan and survey of state/territorial CCDF Administrators.
5. United States Department of Health and Human Services. (June 30, 2023). *ARP Child Care Stabilization Funding State and Territory Fact Sheets*. <https://www.acf.hhs.gov/occ/map/arpa-act-stabilization-funding-state-territory-fact-sheets#:~:text=The%20ARP%20Child%20Care%20Stabilization%20Program%20helped%20more%20than%20225%2C000,supplies%3B%20and%20cleaning%20and%20sanitation>
6. Child Trends literature scan and survey of state/territorial CCDF Administrators.
7. U.S. Census Bureau. (October 12, 2023) *Selected Economic Characteristics. American Community Survey, ACS 5-Year Estimates Data Profiles, Table DP03, 2022*. <https://data.census.gov/table/ACSDP5Y2022.DP03?q=dp03>.
8. U.S. Census Bureau. Household Pulse Survey Public Use File. <https://www.census.gov/programs-surveys/household-pulse-survey/data/datasets.html>
9. United States Department of Health and Human Services. (March, 5, 2024). *Child Care And Development Fund Statistics*. <https://www.acf.hhs.gov/occ/data/child-care-and-development-fund-statistics>
10. United States Department of Health and Human Services. Quality Progress Report.
11. U.S. Bureau of Labor Statistics. (March 31, 2020). *Occupational Employment and Wage Statistics. May 2019 State Occupational Employment and Wage Estimates*. <https://www.bls.gov/oes/2019/may/oessrcst.htm>
12. U.S. Bureau of Labor Statistics. (March 31, 2021). *Occupational Employment and Wage Statistics. May 2020 State Occupational Employment and Wage Estimates*. <https://www.bls.gov/oes/2020/may/oessrcst.htm>
13. U.S. Bureau of Labor Statistics. (March 31, 2022). *Occupational Employment and Wage Statistics. May 2021 State Occupational Employment and Wage Estimates*. <https://www.bls.gov/oes/2021/may/oessrcst.htm>
14. U.S. Bureau of Labor Statistics. (March 31, 2023). *Occupational Employment and Wage Statistics. May 2022 State Occupational Employment and Wage Estimates*. <https://www.bls.gov/oes/2022/may/oessrcst.htm>